

Glenview New Church Sunday Morning Program
Preschool Lessons, Phase 1 - Lesson 19
The Parable of the Talents (Matthew 25:14-19)

Theme: The Lord Tells a Parable

I. Underlying Ideas for the Teacher

- A. We show our love to the Lord by loving the neighbor and obeying the Lord's Commandments.
- B. The Lord gives us special talents that we can use to serve the neighbor.
- C. Charity consists of acting sincerely, justly, and faithfully in our work and duties.

II. Story Circle

A. Introduce the Story

- 1. When the Lord was on earth He told lots of parables or stories that help us learn how to be good.

B. Tell/Read the Story

Matt 25: 14-29

(Note: A "talent" is a large amount of money.)

C. Ideas to Discuss

- 1. What did the man in this parable give to his servants? (Talents or a large amount of money)
- 2. What did the first two servants do with their talents? (They used them, trading and making more money. Stress the fact that they *used* the money.)
- 3. What did the man say to those servants? ("Well done, good and faithful servant.")
- 4. What did the last servant do with his money? (He hid it in the ground)
- 5. What did the man say to this servant? (He was angry with him for not *using* his money.)

D. Further Ideas

- 1. What has the Lord given to you to use? (Family, toys, abilities, love, our bodies)
- 2. How can you use these things to help the Lord? (Share toys, use your talents, love people)
- 3. What are some of your talents? What are you good at?
- 4. How do you use your talents to help the Lord?

Preschool Sunday School Lessons: Phase 1 - Lesson 19

III. Enrichment Activities

A. Music

1. Love is Something if You Give it Away (Magic Penny)
2. “The Talents” (Lori’s Songs; tape 3, side A, song 6)

B. Activities

1. Finger plays
 - a. Eyes to See With
 - b. I Have So Many Parts to Me
2. Dramatization (*optional*)
 - a. This is a dramatization of how one could use money in a way that makes it grow. The Word does not give us any specifics, of course, but we are told that the servants who doubled their money (over time) used it for trade. This dramatization is designed to help young children begin to understand the concept of trading.
 - b. You will need four actors and a narrator.
 - c. **Act 1:** The servant who received 5 talents buys a very tarnished (or dirty) piece of silver. After shining it he could then sell it for ten. (With each trade, the servants should be sure to count out their talents very clearly for the children. Use big coins made from poster board covered with aluminum foil.)
 - d. **Act 2:** The servant who received 2 talents buys some fabric and sews it into a piece of clothing. This could be done with a piece of white fabric and a man’s white dress shirt. The servant could hold both in his lap and simply pretend to cut the fabric and take some stitches in it, and then hold up the shirt. He then sells the shirt for 4 talents.
3. “What Can You Do?”(a game)
 - a. Sit the children in a circle on the floor.
 - b. Pick a child to sit in the middle of the circle.
 - c. Give the child in the middle an object (or objects) that has an obvious use such as a picture book, paper and pencil, a bowl of fruit (or some type of food that could be handed out to each child), a broom, a dust rag, a pot of dirt and a bulb, a cup and small pitcher of water, *etc.*
 - d. Ask the child, “How could you use this to be helpful or kind to someone else?”
 - e. Be sure that each child has the opportunity to take a turn in the middle of the circle.

C. Project—Collage of God’s gifts

1. Materials needed: magazines (especially ones that have action pictures such as *Sports Illustrated for Kids*, adventure magazines, *etc.*), scissors, glue, markers, and crayons.

Preschool Sunday School Lessons: Phase 1 - Lesson 19


2. Have the children look for pictures in the magazines that reflect things they love to do. (You may also choose to pre-cut a variety of pictures and/or supply some printed clip art images.)
3. Tell the children: “Make a collage of things you love to do, using cut-out pictures and pictures that you draw. Leave room on the page for adding more pictures, because we are always discovering more loves and talents!”

IV. Teaching Aids

V. Further Reading for the Teacher


Magic Penny

D D A⁷ D Unknown




Love is some-thing, if you give it a-way, give it a-way. give it a-way.

D D A⁷ D fine




Love is some-thing, if you give it a-way, you end up hav - ing, more.

G D A⁷ D



It's just like a ma - gic pen-ny: Hold on tight and you won't have a-ny.
So let's go dan-cing till the break of day. If there's a pi - pèr, she can play.

G D E A⁷



Lend it spend it and you'll have so man-y, they'll roll all o - ver the floor. For..
Love is some-thing, if you give it a-way, you end up hav - ing more. For..