

**GLENVIEW NEW CHURCH SUNDAY MORNING PROGRAM**  
**Primary Lessons: Phase 1 – Lesson 33**  
**Easter (Matthew 28:1-10)**

**I. Underlying Ideas for the Teacher**

- A. Easter does not mean only belief in a future life. It also means belief in the power of love over hatred and of truth over falsity in all of life.
- B. The Lord's resurrection teaches that He is always with us even though we cannot see Him with our physical eyes.
- C. A stone is rolled to the door of the tomb when in any natural disappointment there comes disbelief and denial of the Lord's loving presence and care. The stone is rolled away by angel hands when the truth is received of His continued love and care.

**II. Story Circle**

- A. Introduce the Story
  - 1. Last week we learned that on the day we call Good Friday, the evil leaders of the Jewish people got their way and had Pilate, the Roman governor, condemn Jesus to death even though He had done nothing wrong.
  - 2. After Jesus "yielded up His spirit" (after His earthly body had died on the cross), who took Jesus' body and put it in a tomb? (Joseph of Arimathea)
  - 3. The chief priests and Pharisees sealed the tomb shut and left soldiers to guard it. Why? (To make sure that the disciples couldn't steal Jesus' body and then tell people that He had risen as He said He would.)
  - 4. Today we will learn what two women discovered on Sunday morning when they went to visit Jesus' tomb.
- B. Tell/Read the Story
  - 1. Read aloud Matthew 28:1-10.
- C. Ideas to Discuss
  - 1. On what day of the week was Jesus crucified? (Friday)
  - 2. Who were the two women who went to visit the tomb? (Mary Magdalene, a woman whom Jesus had healed; and Mary, the mother of one of the disciples) On what day of the week did they come? (Sunday)

### Primary Sunday School Lessons: Phase 1 – Lesson 33

3. Why didn't they come on Saturday? (Saturday was the Jewish Sabbath. It would have been against the law to come on the Sabbath.)
4. At what time of day did Mary Magdalene and the other Mary come? (Dawn— very early in the morning)
5. What happened when the angel descended from heaven? (A great earthquake) What did the angel do? (Rolled back the stone from the door and sat on it)
6. What news did the angel tell to the women? ("He is not here; for He is risen, as He said.")
7. What did the angel tell the women to do? ("Go quickly and tell His disciples that He is risen from the dead, and indeed He is going before you into Galilee.")
8. Who met the women as they went to tell the disciples? (Jesus)
9. What did He tell them to do? (Tell the disciples to go to Galilee, and they would see Him)

#### D. Further Ideas

1. What do the New Church and the Christian Church celebrate in memory of the resurrection (Jesus' rising from the dead)? (Easter)
2. The reason why the Christian Church and the New Church observe Sunday as the Sabbath, instead of Saturday as the Jews do is in memory of the Lord's resurrection, which happened on a Sunday.
3. What did Jesus prove to the disciples and to us by showing that He was alive, even after He was crucified? (That our bodies die, but our real selves cannot die; we go on living in the spiritual world)

### III. Enrichment Activities

#### A. Music

1. "Angel so bright, in garments snowy white," FIRST SONGS FOR LITTLE CHILDREN, p. 49.
2. "Morn of Joy and morn of praise!" HYMNAL #218 (verse 1).
3. "When very early in the dawn," HYMNAL #217 (verse 1).
4. "Easter," LORI'S SONGS I, Side 1 (13<sup>th</sup> song).

#### B. Activities

1. As you read the lesson aloud, illustrate the Easter story with the flannel board and felt figures; or have one of the students do it for you.

## Primary Sunday School Lessons: Phase 1 – Lesson 33

### C. Project: EASTER MORNING

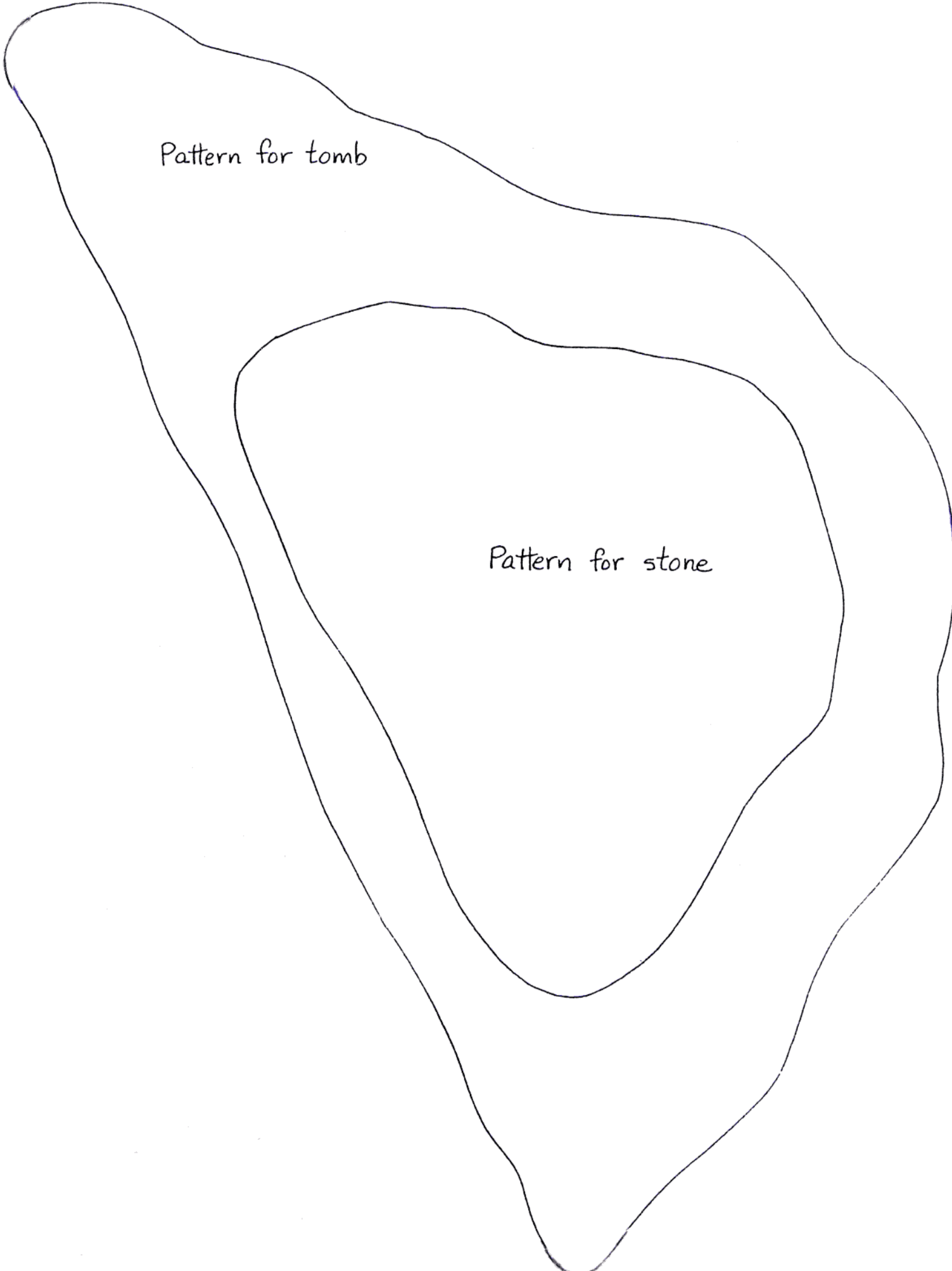
1. EASTER MORNING COLLAGE – For all the children, or for the younger ones, make a collage of the scene Easter morning:
  - a. From fabric or wallpaper samples, cut figures of the two Marys, the angel, the tomb, and the stone. Glue to a half sheet of poster board (blue to denote "dawn").
  - b. Or, do a torn construction paper collage of the two Marys, the angel, the tomb, and the stone. Provide gray paper for the tomb and stone, white for the angel, and two pretty colors for the Marys. Children can tear the figures from the paper freehand, then glue to a blue background.
  - c. The stone should be placed away from the tomb in either case, and the angel could be seated upon it.
2. For older children, you might use the rising sun project in the *General Convention Sunday School Activity Book* for lesson 112 (blue volume).

### IV. Teaching Aids

- A. Pictures of the Easter scene

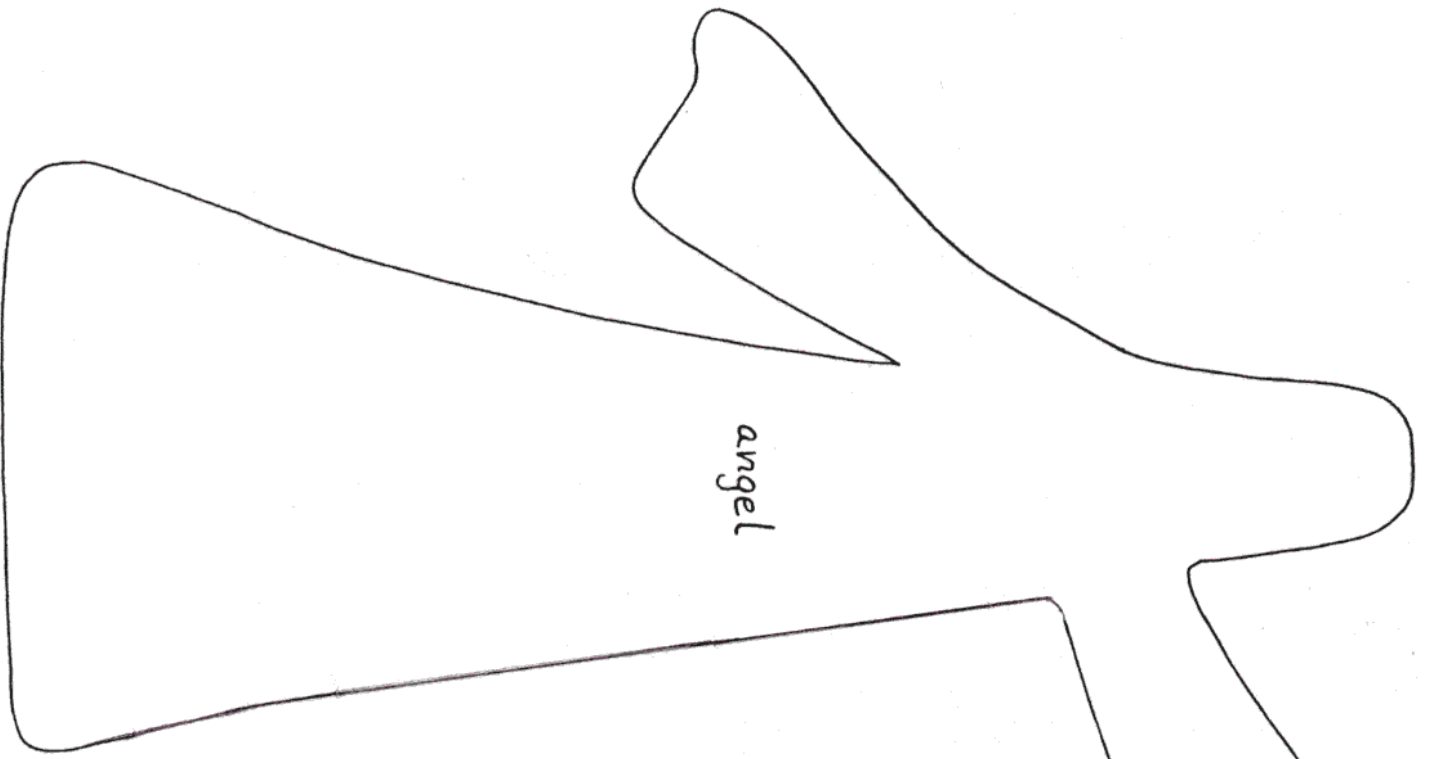
### V. Further Reading for the Teacher

- A. Dole's BIBLE STUDY NOTES, Vol. 4, "Easter" (Matthew 28), pp. 399-413.
- B. THE SOWER, Vol. IV, Matthew 28.



Pattern for tomb

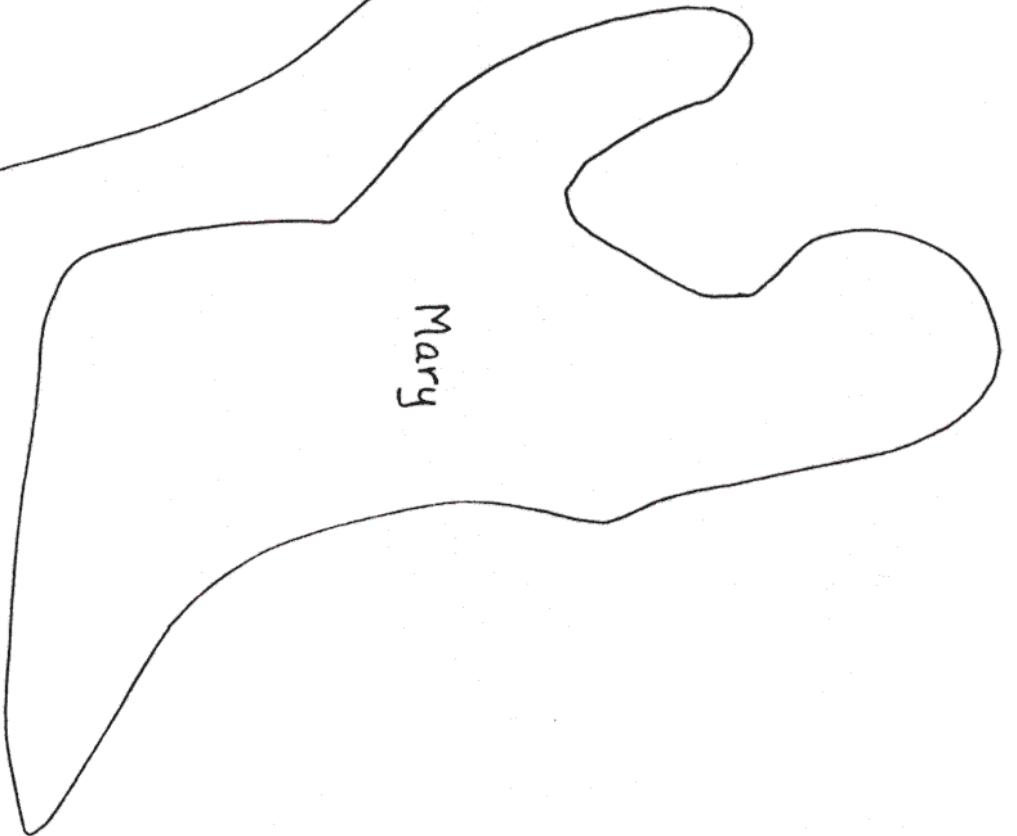
Pattern for stone



angel



Mary



Mary