

RELIGION PROJECTS







Designed by Lori Odhner, Wendy Hoo, and Sonia Werner

Text: John 5: 1-16

Subject: The Pool at Bethesda

Dole Notes: Volume: 6 Chapter: 140 Page: 63

Age Group: Primary, 6-8

basic supplies:      

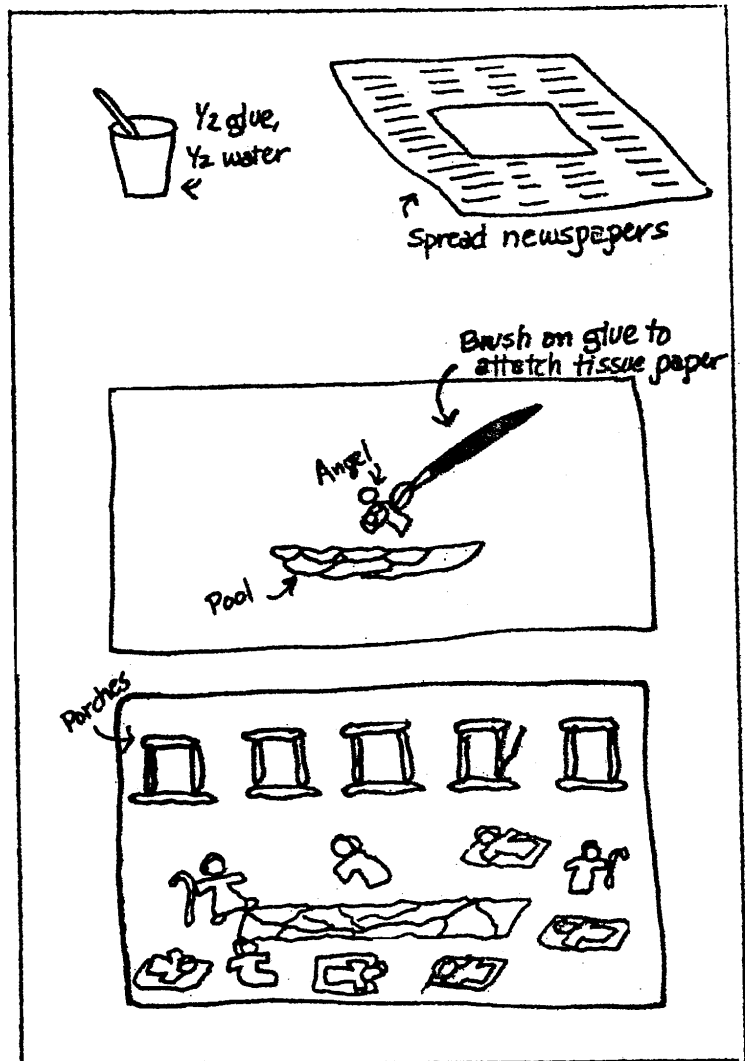
materials: newspapers
• colored tissue paper (scraps are fine)
• glue
• old brushes
• cups
• heavy white paper or posterboard

teacher preparation:

- make $\frac{1}{2}$ glue, $\frac{1}{2}$ water mixture and put in cups
- spread newspapers
- if using posterboard, cut to about $8\frac{1}{2}$ " x 11"
- make sample

procedure:

- tear tissue in pieces and glue on paper or posterboard with brush
- make the pool (torn edges are to represent stirring of the water) and 5 porches, and the angel touching the water
- make people around the pool, perhaps with one stepping into the water
- if desired, have the sheep gate
- fill in background if desired



notes:

MUSIC: first songs: 8 (bottom)

Lori's tape

Liturgy: 457 ; 414 (top); 450 (bottom)
459 ; 488 (bottom)