

RELIGION PROJECTS






Designed by Lori Odhner, Wendy Hoo, and Sonia Werner

Text: John 5: 1-16

Subject: The Pool at Bethesda

Dole Notes: Volume: 6 Chapter: 140 Page: 63

Age Group: Beginners, 3-5

basic supplies:    MARKERS  PAPER  PAINT

materials:

- muslin, old sheet or other fabric
- stuffing (polyester, cotton or even newspaper)
- magic markers, yarn
- child's clothes (borrow or buy at garage sale)
- bandana or ace bandage


teacher preparation:

- cut out and sew a simple body shape on the sewing machine
- turn right side out, stuff and hand sew opening closed
- dress in child's clothes
- draw face
- make hair of yarn, hand sew on (could put in pony tails or braids)

procedure:

- talk about different "diseases" we can have, and wrap the "sick" part of the doll with bandana e.g. when we don't listen - ears; when we don't look for ways to help our parents - eyes; when we don't follow the LORD and His WORD - feet; when we say bad things - mouth;

when we have an angry feeling - heart;
when we don't help others - hands



MUSIC: first songs: 3 (bottom); 36; 8 (bottom)

Lori's tape

Liturgy: 488 (bottom)