

Elijah Is Fed by Ravens


Level A Teacher Overview

Key Message: The Lord took care of His prophet, Elijah.

Texts: I Kings 16:29-33
I Kings 17:1-7

Activity Options (choose 2 or 3)

1. Talk About It
2. Memory Verse
3. Make: A Coat for Elijah
4. Act It Out: Elijah Is Fed by Ravens
5. Make: Bread to Feed Elijah
6. Color: Elijah Is Fed by Ravens



I Kings 17:6

The ravens brought him bread and meat in the morning, and bread and meat in the evening; and he drank from the brook.

Dear Teacher,

Please take a moment to fill out the Feedback Report on the next page. The information you share will help us continue to meet your needs in the future.

With gratitude,

Office of Education Sunday School Staff

Sunday School Teacher Feedback Report - Level A

Please give this report to your Youth Program Director, or send it directly to the Office of Education by one of the means listed below. Thank you.

Fax: 267.502.4935

Email: sundayschool@newchurch.org

Mail: Office of Education, P.O. Box 743, Bryn Athyn, PA 19009 USA. Thank you.

Name of Congregation, Group, etc. _____

Number of students in your group today _____

Materials Used in Class (check all that apply)

- Talk About It
- Memory Verse
- Make: A Coat for Elijah
- Act It Out: Elijah Is Fed by Ravens
- Make: Bread to Feed Elijah
- Color: Elijah Is Fed by Ravens

Materials used as "Take-Home" Activities (check all that apply)

- Talk About It
- Memory Verse
- Make: A Coat for Elijah
- Act It Out: Elijah Is Fed by Ravens
- Make: Bread to Feed Elijah
- Color: Elijah Is Fed by Ravens

Comments: We welcome your feedback. Let us know what worked for you.

Talk About It

I Kings 16:29-33: Ahab Is King

I Kings 17:1-7: Elijah Is Fed by Ravens

1. Today we will be learning about two men: Ahab the king, and the Lord's prophet Elijah. Let's say these two names together: Ahab and Elijah.
2. When the Lord gave the Ten Commandments at Mount Sinai, the first commandment He gave was that people should worship the only Lord their God. But Ahab the king did not want to worship the Lord. He broke the Lord's commandment and made wooden images of a false god named Baal and worshiped him instead.
3. So the Lord sent Elijah to help Ahab and his wife Jezebel come back to the Lord. Elijah was a prophet—someone who hears what the Lord says, and tells all the people what the Lord wants them to do.
4. Elijah dressed in simple clothes and walked about the country spreading the Lord's message. He may have had long hair, and a simple rough cloak—and perhaps a walking stick. He went wherever the Lord told him to go.
5. Elijah told Ahab that there would be a drought—no rain would fall—because Ahab was worshiping Baal. What would happen if there was no more rain? (plants would dry up and die, no food would grow, and eventually streams would disappear, etc.)
6. The Lord wanted to take care of Elijah, so He told him to go and live outside by a little stream—the brook Cherith. Elijah could drink from the brook there. The Lord sent ravens—huge black birds—to bring him bread and meat each morning and evening. So Elijah had plenty to eat.
7. When we try to follow the Lord's Word, He will take care of us too.

Elijah Is Fed by Ravens




Memory Verse: I Kings 17:6
The ravens brought him bread and meat in the morning, and bread and meat in the evening; and he drank from the brook.

Key Message:

The Lord took care of His prophet, Elijah.

Elijah Is Fed by Ravens



Memory Verse: I Kings 17:6
The ravens brought him bread and meat in the morning, and bread and meat in the evening; and he drank from the brook.

Key Message:

The Lord took care of His prophet, Elijah.

Cut in quarters and give one to each student to take home.

Elijah Is Fed by Ravens




Memory Verse: I Kings 17:6
The ravens brought him bread and meat in the morning, and bread and meat in the evening; and he drank from the brook.

Key Message:

The Lord took care of His prophet, Elijah.

Elijah Is Fed by Ravens



Memory Verse: I Kings 17:6
The ravens brought him bread and meat in the morning, and bread and meat in the evening; and he drank from the brook.

Key Message:

The Lord took care of His prophet, Elijah.

Make: A Coat for Elijah

I Kings 17:1-7: Elijah Is Fed by Ravens

Choose *one* of the three following costume ideas to make a Prophet Costume. The children may wear the costume as they act out the story from the Word.

Costume 1: Brown Paper Grocery Bag

Supplies Needed for Each Student

- brown paper grocery bag
- scissors
- glue
- brown, gray and black crayons or markers
- text slip: "I can be a servant of the Lord just as Elijah was." (see attached sheet)

Preparation Ahead of Time

1. Cut apart text slips
2. Cut head and arm holes in brown paper grocery bags for each student. (For a good fit, place the arm hole so that it comes all the way to the top of the bag. Make sure holes are large enough for a child to easily get in and out without tearing the costume.)
3. Cut a slit from the neck hole down to the bottom of the bag. If there is writing on the bag, turn inside out so that it does not show.

Directions

1. Invite the children to decorate their costumes with brown, black and gray markers or crayons. Explain to the children that the prophets would have lived and dressed simply. Also that their clothes would have been made of natural materials such as animal skins and would be plain colors.
2. *Optional:* Have children cut a fringe around the bottom of the bag.
3. Read text slip to the children. Have them glue it on the back of their costume.



Page 2 - A Coat for Elijah

Costume 2: Cloth Bags (grain sacks) or Recycled Shirts (T-shirt or man's dress shirt in earth colors)

Materials Needed for Each Student

- a bag or clean used shirt for each student
- a cloth strip or length of rope to make a waist tie
- tape or pin or marker
- text slip: "I can be a servant of the Lord just as Elijah was." (see attached sheet)

Preparation Ahead of Time

1. If using grain sacks cut head and arm holes for each student.
2. Cut a slit from the neck hole down to the bottom of the bag. If there is writing on the bag, turn inside out so that it does not show.
3. If using T-shirts or dress shirts, cut off sleeves and turn inside out if there is writing on them.

Directions

1. Read text slip to the children. Have them pin it to the back of their costume OR write the text directly on the garments with markers.
2. Have children put on the Prophet Costume and complete outfit with a rope or piece of cloth around the waist.

Costume 3: Make a Simple Cloth Costume

Materials Needed for Each Student

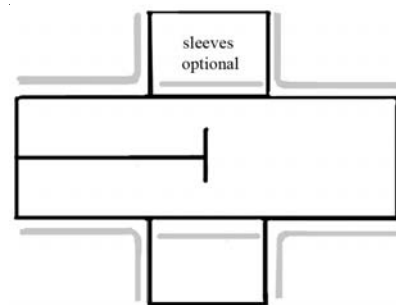
- approx. 1 ½ yards of earth-tone cloth (remnants work well—you may need to adjust fabric width depending on what is available)
- cloth or rope to make a waist tie
- text slip (see attached sheet)
- safety pins or tape or markers

Preparations Ahead of Time

1. Use diagram to cut out basic costume shape and sew sleeves if desired.

Directions

1. Read text slip to the children. Have them pin it to the back of their costume OR write the text directly on the garments with markers.
2. Have children put on the Prophet Costume and complete outfit with a rope or piece of cloth around the waist.



Cut on bold lines.
Sew on gray lines.

Act It Out: I Kings 17:1-7

Elijah Is Fed by Ravens

The teacher will read the story from the Word while the children act it out. Young children will readily accept the idea that there can be more than one Elijah, Ahab, and multiple ravens. Include all of the children in your play. Children may enjoy acting it out more than once!

Setting the Scene

Choose an open space. Create the brook Cherith with blue fabric (sheets, towels or fabric remnants), ribbons, etc.

Props

- *optional*: prophet costumes (see directions in this lesson)
- *optional*: walking stick(s) for Elijah(s)
- *optional*: crown(s) for Ahab(s)
- bread or crackers for the ravens to feed Elijah
- blue fabric or ribbons for the brook Cherith
- *optional*: raven puppets (see Week 1, Level B for simple puppet directions) or act out



Characters

- Ahab
- Elijah
- Ravens

(Helpers who are not involved can make the brook “dry up” by pulling it to one side of the room.)

Story Script

Elijah and Ahab face each other. Narrator reads:

And Elijah the Tishbite... said to Ahab, “As the Lord God of Israel lives, before whom I stand, there shall not be dew nor rain these years, except at my word.”

Ahab leaves. Elijah stands at the side of the room. Narrator reads:

Then the word of the Lord came to him, saying, “Get away from here and turn eastward, and hide by the Brook Cherith, which flows into the Jordan.

Elijah walks to the “brook.”

And it will be that you shall drink from the brook, and I have commanded the ravens to feed you there.”

Elijah stoops and “drinks” from the brook.

So he went and did according to the word of the Lord, for he went and stayed by the Brook Cherith, which flows into the Jordan.

Ravens bring bread for Elijah to “eat.”

The ravens brought him bread and meat in the morning, and bread and meat in the evening; and he drank from the brook.

Helpers pull back the brook so that it “dries up.”

And it happened after a while that the brook dried up, because there had been no rain in the land.

I can be a servant of the Lord just as Elijah was.

I can be a servant of the Lord just as Elijah was.

I can be a servant of the Lord just as Elijah was.

I can be a servant of the Lord just as Elijah was.

I can be a servant of the Lord just as Elijah was.

I can be a servant of the Lord just as Elijah was.

Make: Bread to Feed Elijah

I Kings 17:1-7: Elijah Is Fed by Ravens

This simple flat bread is more like the bread that the Children of Israel ate than the bread we eat today. This recipe is like the Holy Supper bread that adults eat when they take communion. It is made from the simple ingredients that the widow had in her home.

For this activity you will need

- mixing bowl(s) (more if you are multiplying the recipe)
- measuring equipment (or pre-measured ingredients)
- fork(s) to mix dough
- pan to cook bread in (large flat pan)
- access to an oven
- plate for serving
- napkins

Ingredients

- 1 cup (90 grams or 3.2 oz) white or whole wheat flour
- ½ teaspoon (5 grams or 0.2 oz) salt
- 3 teaspoons (15 ml or 0.5 fl. oz) olive oil
- 5 teaspoons (25 ml or 0.9 fl. oz) cold water



Note: For a larger group of children you may need to multiply this recipe. As you mix the dough, you may need more flour or water depending on how hot or cool the room is when you are making the bread. You want the dough to be just wet enough to pat into a whole, but not too wet to handle.

Preparation

Measure ingredients ahead of time and set up in separate containers. Preheat the oven at the start of class. Have children wash and dry their hands before starting.

Directions

1. Mix the flour and salt in a mixing bowl.
2. Add the olive oil and blend gently with fingertips or a fork.
3. Add water slowly until the texture of the dough holds together. Press into flat circular shapes on a flat pan or cookie sheet.
4. Bake at 375 degrees F. for 10-12 minutes until just browning.
5. To serve break into small pieces and offer round on a plate.

