


Michael Fights the Dragon

Revelation 12

This project is designed to go with the story in Revelation 12:1-10. A retelling and explanation of this story appears in Bishop George de Charms' delightful book, *John in the Isle of Patmos*. What follows is adapted from that book:



Once upon a time all the world was governed by the Romans; and there was an emperor in Rome who did not know about the Lord. He thought only of his own power, and wanted all men to worship the gods of the Romans, and even himself. So he sent out a decree that all the Christians should stop worshipping the Lord.

But the Christians could not stop worshipping the Lord. They had seen Him; they knew that He was the God of heaven and earth, and that to worship Him was more important than to obey the command of any emperor. A man named John, who had been one of the Lord's disciples, would not obey the emperor, so they put him in a ship, and he was sent to the little island called Patmos.

It was on the Lord's day, and John was in a cave on the Isle of Patmos. He was very sad because He could not preach and teach about the Lord; for there was no one to preach to. Suddenly he heard a voice behind him. It was the voice of the Lord, calling him to come into the other world to see wonderful things, and to write them in a book. John saw a wonderful vision. He beheld a most beautiful woman, clothed with a garment so bright that it shone like the sun; and the moon was under her feet, and on her head was a crown of twelve stars. John saw that the Lord was about to give her a little baby boy. But he also saw a horrible red dragon—an enormous beast, having seven heads and ten horns, and seven crowns upon his heads. He lifted up his great ugly tail and swept it across the sky, trying to kill the woman.

The Lord did not let the dragon touch her. But the dragon knocked down a great many stars out of the sky, and they fell upon the earth. And he watched the woman, with his mouth wide open, ready to eat up the baby as soon as he should be born. But as soon as the baby was born, and before the dragon could reach him, the Lord caught him up into heaven, and gave him into the tender care of the angels.

This made the dragon very angry; and he lifted himself high in the air so that he might devour the woman. But she ran away so quickly that he could not catch her. She ran into a place where the dragon could not follow her, and where the Lord took care of her. The Lord told Michael and an army of angels to fight against the dragon. Then John heard the angels singing a song of joy, because the dragon had been cast down.

The beautiful woman here described was a living picture of the New Church. The baby boy that was born to her was the doctrine of the New Church, which we call the Heavenly Doctrine. The great red dragon was a picture of all those who hate the Lord; who hate His New Church; who hate the Heavenly Doctrine, and try in every possible way to destroy it, and to make people believe that it is not true.

The New Church, in its beginning, is small and it is scattered over the whole world. If the Lord did not protect His church; if He did not send His angels to fight against the dragon; if He did not catch up the Heavenly Doctrine to His throne, it would be impossible for the New Church to grow.

Instructions for Project:

1. Print the dragon, the woman and Michael, and the background, using heavy paper or cardstock for best results (Option: print/photocopy the dragon onto red paper instead of coloring it.) Cut out the woman and Michael along the lines and cut the slits in the background. You may have to help your child by cutting out the great red dragon.
2. After reading the story directly from the Word, retell the story and explain it, while you are cutting out the dragon. Your child may want to color the woman, the dragon and Michael. Remember that the woman appeared in a garment that was bright like the sun and the dragon was red.
3. Insert the paper with Michael and the woman on it through the slits so that while one figure can be seen the other one is hidden. Glue the dragon onto the bottom of the big white paper but DO NOT glue the dragon where the other page needs to slide through (i.e. do not glue the four heads and necks that look up toward the woman).
4. Your child can then pull the slide through to make the woman flee and to bring Michael in to fight the dragon.

Example:

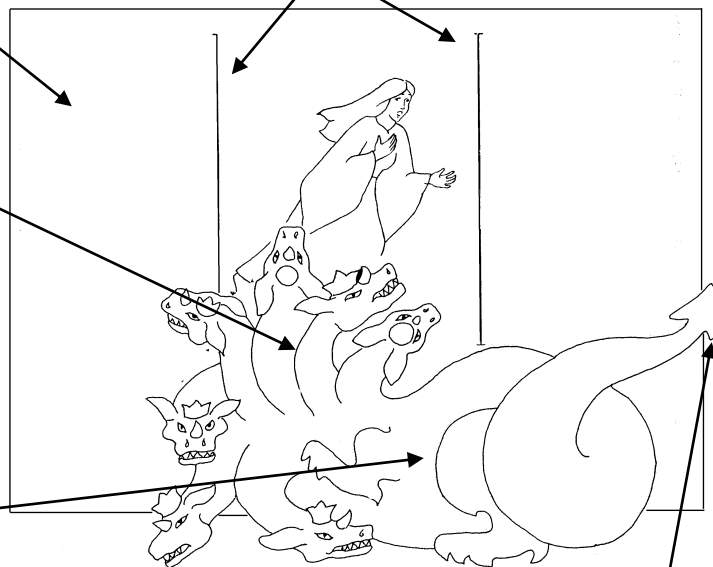
Michael hiding
behind background

cut these slits and insert narrow paper


Do not glue
here so the
woman and
Michael
can move
freely.

Glue dragon
here


Pull the strip through
to hide the woman &
reveal Michael.



Dragon will extend beyond the bottom and sides of the background.



Cut on line



cut on line

