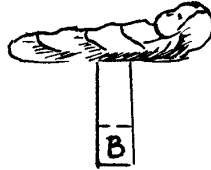



# The Baby Lord in a Manger



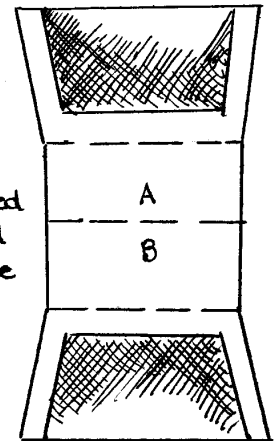
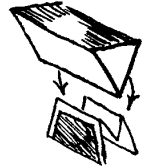

The Baby Jesus



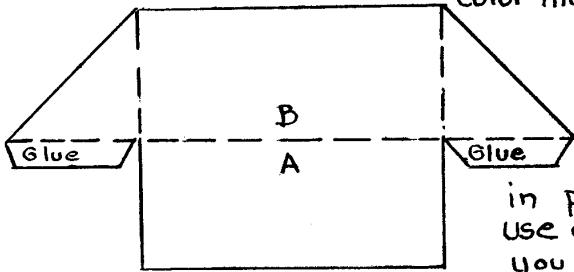
Bend stand on Babe slightly



Color and cut out on heavy lines  
Bend Back stands on dotted lines and Glue in stable.



Base of manger



Outside of Manger

Color Then cut Manger

Bend base to look like illustration. Assemble top of manger as directed and glue A to meet A and B to meet B. Glue Babe in place inside Manger and use grass, cotton or what ever you feel suits you around Babe for a bed.

Color wood tone and Bend so colored side is outside. Color Base of manger wood tone also.

Manger does not have to be glued in place.

## THE BIRTH OF THE LORD


"And Joseph also went up... to be taxed with Mary his espoused wife, being great with child. And so it was, that, while they were there, the days were accomplished that she should be delivered. And she brought forth her firstborn Son, and wrapped Him in swaddling clothes, and laid Him in a manger..." (Luke 2: 4-7)

3  
Fold  
forward on  
broken lines

1  
Color on  
this side  
before  
cutting  
out

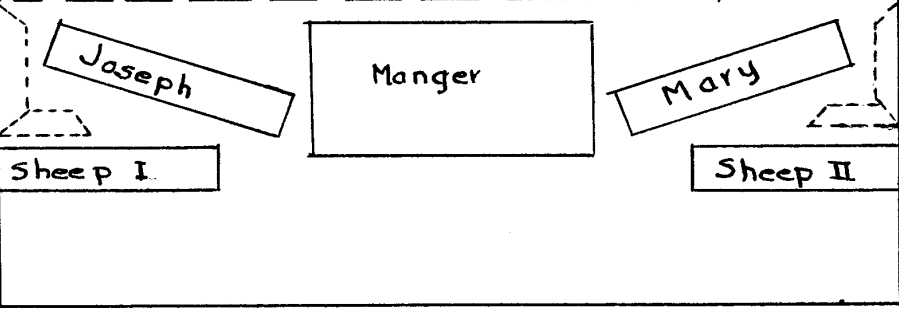
roof  
side

Tab Tab



Tab Tab

4  
Put Glue on  
underside  
of Tabs and  
Glue on  
dotted areas



Tab Tab

2  
Color all  
wood Tone,  
Then when  
cut out  
Color Top of  
Yroof and sides

