

GLENVIEW NEW CHURCH SUNDAY MORNING PROGRAM
Primary Lessons: Phase 1 – Lesson 11
How to Pray (Matthew 5:1-2; 6:5-15)

I. Underlying Ideas for the Teacher

- A. "And seeing the multitudes. He went up on a mountain." (Matthew 5:1) The Lord saw more than the bodies of the people; He saw their souls and spiritual weaknesses and needs. So He took them with Him up onto a mountain. Going up onto a mountain pictures lifting our thoughts above the plane of worldly ideas to a spiritual level.

- B. Each lesson in the Sermon on the Mount is opposed to what we tend to believe and to practice naturally.

II. Story Circle

A. Introduction

- 1. When you go to church on Sunday, you hear the minister preach a sermon. Do you know what a sermon is? (A speech about something from the Word)
- 2. The Lord preached sermons when He was on earth, too. The longest one that's written down in the Word is called the Sermon on the Mount. Listen to what was happening right before the Lord began this famous sermon:

And seeing the multitudes, He went up on a mountain, and when He was seated His disciples came to Him. Then He opened His mouth and taught them... (Matthew 5:1-2)

- 3. The Sermon on the Mount has many parts to it, and in our next three Sunday School lessons we're going to study three of those parts. The part of the Sermon on the Mount that we'll read today is about prayer. Listen to what the Lord told the multitude about prayer.

B. Tell/Read the Story

- 1. Read aloud Matthew 6:5-15

C. Ideas to Discuss

- 1. We just heard a small part of what? (The Sermon on the Mount)
- 2. Do you remember what a sermon is? (A speech about something from the Word)

Primary Sunday School Lessons: Phase 1 – Lesson 11

3. The Lord said, "When you pray, you shall not be like the hypocrites." What did the hypocrites do that the Lord says is wrong? (They prayed standing in the synagogues and on the street corners so other people would see and hear them and think they were good.)
4. How should we pray differently from the hypocrites? (Go into our rooms and shut the door and pray to our heavenly Father in secret.)
5. What does the Lord say will happen if we don't forgive other people's trespasses [bad deeds]? (Our heavenly Father won't forgive our trespasses.)
6. In today's lesson the Lord tells us a prayer we can say. Do you know what this prayer is called? The prayer begins, "Our Father in heaven. Hallowed be Your name." (The Lord's Prayer)

D. Further Ideas

1. Can anyone tell me what prayer is? (Talking to the Lord)
2. What kinds of things can we talk to the Lord about when we pray? Discuss with the children their ideas, and then explain ACTS, a "trick" for remembering the four main things we should pray about. (See attached handout, which could perhaps be distributed at this point.)
 - a. A = Adoration (or praise)
We adore, or praise the Lord for His goodness.
 - b. C = Confession (I'm sorry)
We say we're sorry for bad things we've done.
 - c. T = Thanks
We thank the Lord for all He gives us.
 - d. S = Supplication (ask help)
We ask the Lord for His help.
3. The Lord's Prayer includes all the kinds of things we can say to the Lord.
4. Do we always have to say the Lord's Prayer, or are there other prayers we can say? (Talk about: the many different blessings we say before meals; asking the Lord's help when we're about to do something hard or when we're sad or angry; thanking Him when things go well for us; etc.)

Primary Sunday School Lessons: Phase 1 – Lesson 11

5. Do we always have to pray out loud? Should we pray only in church or in family worship? (No; we can pray silently in our hearts, anywhere, anytime. The Lord is with us every moment, and He hears our thoughts as well as the things we say. We can even sing our prayers! The Psalms in the Word were written to be sung to the Lord.)

III. Enrichment Activities (Do as many as time permits)

A. Music

Depending on time limitations, perhaps choose one from each category:

1. Songs of Adoration (praise)
 - a. "Praise ye our Father, come today with singing," HYMNAL #127.
 - b. "Praise the Lord in the heavens," HYMNAL 1124.
2. Songs of Confession (admitting wrong, saying sorry)
 - a. "Every child in heaven," HYMNAL #149.
 - b. "Lord, a little child am I," FIRST SONGS, p. 3.
3. Songs of Thanks
 - a. "Kathy's Song" ("Thank You, Lord, for..."), LORI'S SONGS FROM THE WORD III, #25. (Perhaps just listen to tape during project time.)
 - b. "Johnny Appleseed Song" ("Oh, the Lord Is good to me")
 - c. Come, sing to the Lord of harvest," HYMNAL #141.
 - d. "For peace and for plenty," HYMNAL #144.
 - e. "Happy hearts," HYMNAL #138.
 - f. "When I'm happy, I like to sing," FIRST SONGS, p.2
4. Songs of Supplication (Asking help)
 - a. "I pray Thee, Lord, to guide my ways," HYMNAL #169.

B. Activities: A PRAYER OF THANKSGIVING

1. The Lord gives us things for our bodies, for our minds, and for our spirits (souls). Since Thanksgiving is coming soon, let's practice giving thanks to the Lord for His many gifts to us. Why don't we go around the circle, and each of us can thank the Lord for just one thing? I'll begin. "Thank you. Lord, for...."

Primary Sunday School Lessons: Phase 1 – Lesson 11

C. Project

1. The Lord's Prayer

- a. Color the decorated border. Children use felt markers or colored pencils to color the decorated border of the attached Lord's Prayer. Remind them to do a very nice job to show that the prayer is special.
- b. Decorate the border yourself. If some children would prefer to design their own borders, have them use felt markers or colored pencils to do so on the attached Lord's Prayer with the blank border.

2. Write and Decorate Your Own Prayer

- a. Using the attached page with blank center and blank border, older children can neatly print their own prayers to the Lord in the center space and decorate the border in their own style.

IV. Teaching Aids





- A. Pictures of the Lord preaching the Sermon on the Mount with His disciples gathered about
- B. Pictures of people praying – alone, in church, and in family worship
- C. Prayers and blessings for the teacher to read aloud as examples of prayers other than the Lord's Prayer. Be sure to include at least one Psalm. (See Further Ideas, item "e" above).

V. Further Reading for the Teacher

- A. Dole's BIBLE STUDY NOTES, Volume 4, "The Sermon on the Mount" (Matthew 5, 6, and 7).

PRAYING IS TALKING WITH GOD



A		G		T		S	
D O R A T H O Z	I praise You for Your...	O N E W S H O Z	I am sorry that I...	H A N K S	Thank You for...	D R P L H C A T H O Z	Please help me to...

The Lord's Prayer

Our Father who art in the heavens,
hallowed be Thy name.

Thy kingdom come.

Thy will be done, as in heaven so upon
the earth.


Give us this day our daily bread.

And forgive us our debts as we also
forgive our debtors.

And lead us not into temptation, but
deliver us from evil.

For Thine is the kingdom, and the
power, and the glory forever.

Amen.



The Lord's Prayer

Our Father who art in the heavens,
hallowed be Thy name.

Thy kingdom come.

Thy will be done, as in heaven so upon
the earth.

Give us this day our daily bread.

And forgive us our debts as we also
forgive our debtors.

And lead us not into temptation, but
deliver us from evil.

For Thine is the kingdom, and the
power, and the glory forever.

Amen.

