

***Elijah and Ahab,  
I Kings 17-18***

**LEVEL 2 – ELIJAH FED BY RAVENS: POM-POM BIRDS**

**Materials Needed**

Needle and thread (preferably black)  
Black yarn  
2 cardboard squares: 2" x 2" and 1 1/4" x 1 1/4"  
Scissors and glue  
Black and blue felt  
Black feathers  
Crayons

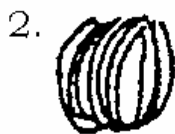
**Project**

To make pom-poms:

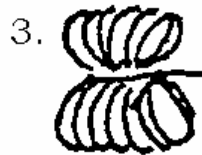
Wrap yarn around the bigger square over and over, about 150 times. Remove from cardboard and tie around the middle with yarn as tightly as possible. Cut loops and trim. Repeat with the small square, only wrap the yarn about 100 times.



Wrap yarn  
around  
cardboard



Take off  
cardboard



Tie tightly




Cut loops

To make ravens:

With a threaded needle, sew through the centers of a large and small pom-pom and tie knots. Cut a beak of black felt and eyes of blue and glue on. Dip feather tips in glue and poke them into the large pom-pom for wings. Let dry. You can make just one raven or as many as you would like.



Sew back and  
forth through  
centers.



Poke in feathers.

Felt beak  
and eyes

Color the picture of Elijah on the following page, cut him out, and act out the story of Elijah being fed by the ravens.

