

RELIGION PROJECTS







Designed by Lori Odhner, Wendy Hoo, and Sonia Werner

Text: Revelation 21; 22

Subject: The Holy City

Dole Notes: Volume: 6 Chapter: 157 Page: 318

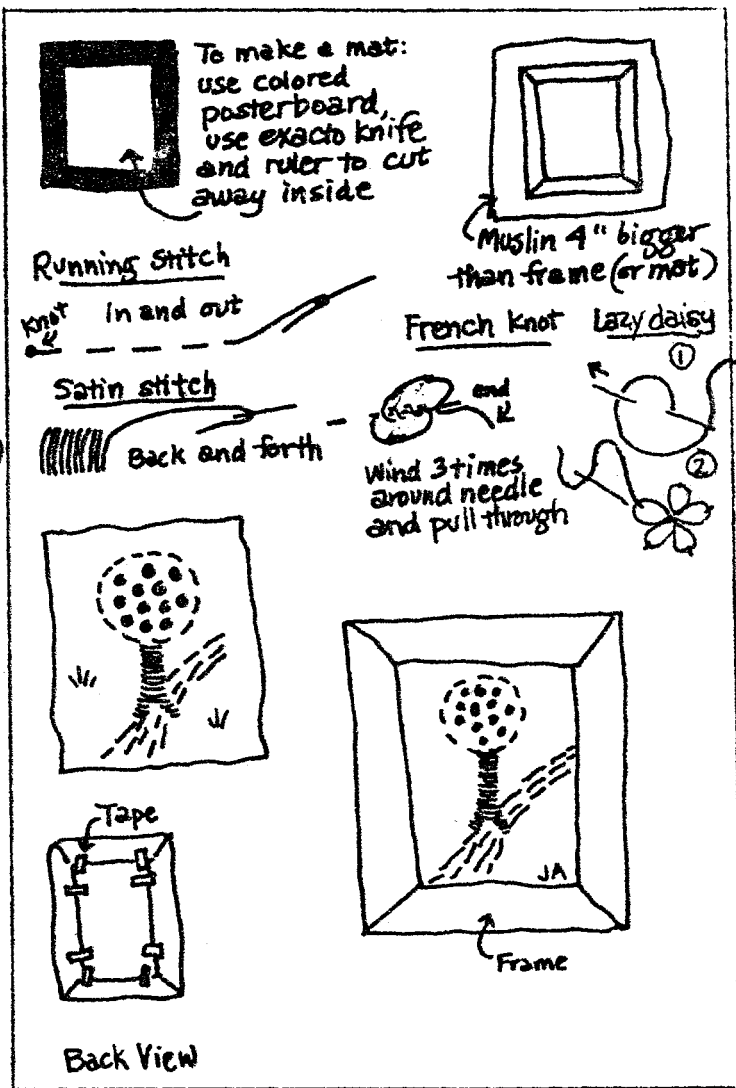
Age Group: Junior: 9-11

basic supplies:      

- materials:
- white muslin or other plain fabric
 - yarn, needles (or embroidery floss)
 - cardboard
 - tape, scissors, pencils or chalk
 - mats or old picture frames

- teacher preparation:
- cut mats if necessary; and cut cardboard to fit frames or mats
 - make samples of several stitches on a scrap of fabric (find some books?)
 - cut muslin for each frame or mat, about 4" bigger around
 - thread some needles

- procedure:
- lightly in pencil or chalk draw the Tree of Life and river on muslin ~ allowing at least a 3" border all around
 - sew picture, either with a simple outline running stitch or filling in with satin stitches ~ french knots could be used for fruits
 - tape tautly to cardboard and mat or frame



notes: put initials in corner if desired

MUSIC: first songs: 11; 17
Lori's tape: *Saw a New Heaven*
You are the Vine (Tape III)
Liturgy: 474, 397; 461, 579, 602