

## RELIGION PROJECTS







Designed by Lori Odhner, Wendy Hoo, and Sonia Werner

Text: Revelation 22:8-21

Subject: The End of John's Vision

Dole Notes: Volume: 6 Chapter: 158 Page: 333

Age Group: Beginners: 3-5

basic supplies:      

materials:

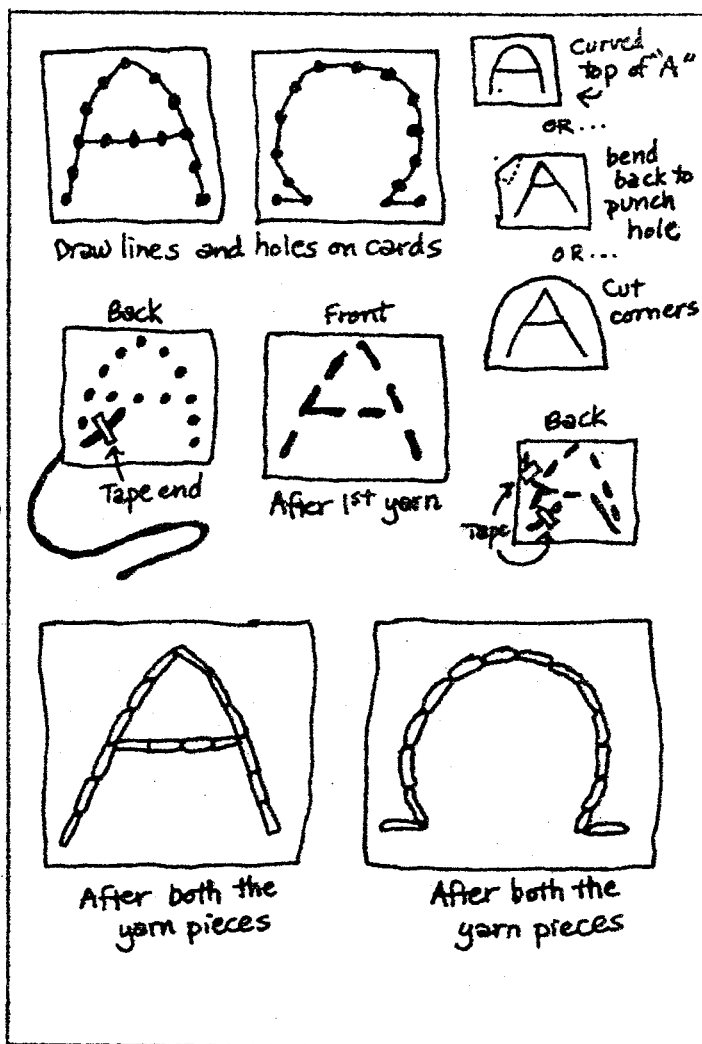
- red and white posterboard
- red and white yarn
- hole punchers
- tape, scissors, pencils

teacher preparation:

- cut four pieces of yarn for each child, two red and two white, about 18" long
- cut posterboard in squares about 5" \* (one red & one white each)
- draw letters and dots for A & Ω

procedure:

- children punch holes on dots
- child chooses to sew red on red and white on white, or red on white and white on red
- tape first piece of yarn to back of card, and go in and out the holes all along the letter, then tape to back
- tape second piece of same color yarn to back of card and fill in the spaces left from the first yarn
- do second letter the same way



NOTES: the size of the cards is limited by the depth of reach of the hole punch ~ if you make holes another way, say an ice pick, you can have bigger cards

MUSIC: first songs:

Lori's tape: It's the New Church's Birthday!

Liturgy: 405 (bottom)

\* to punch holes for "A" you will need to either have a curved top, or bend the cardboard, or trim the top 2 corners