

The Ten Commandments

Exodus 19 & 20

LEVEL 3 THE LORD GAVE THE TEN COMMANDMENTS

MATERIALS NEEDED

Colored pencils or markers, Glue, and Scissors

The Lord gave the Ten Commandments



The words of the Ten Commandments are written in *Exodus* 20:1-17 for all people to read and obey. *Exodus* 31:18 tells us where the Ten Commandments, also called The Testimony, were first written.

“And when He had made an end of speaking with him on Mount Sinai, He gave Moses two tablets of the Testimony, tablets of stone, written with the finger of God” (*Exodus* 31:18).

The Lord came down upon Mount Sinai with thunder and lightning and thick clouds so that the people would know that these laws were from Him alone. They are not man-made laws; they are the Lord’s laws.

The Lord wants all people to remember and do what He wrote in the Ten Commandments.

The Two Tables of Stone

The Ten Commandments were written on tables or tablets of stone. Stone is hard and lasts for a long time. By writing the Ten Commandments on stone the Lord taught that they are truths of the Word which last forever. They are to be written on every person’s memory and life.

The first Table teaches us how we are to worship the Lord.

The second Table teaches us how the Lord wants us to treat other people.

Projects

1. Learn to say the Ten Commandments as a recitation.

You will find them on page 3. This will take a while, but if you learn a little bit every day you will soon be able to say all the Commandments.

2. Make a model of the tablets of stone with Hebrew words written on them.

Hebrew was the language the Children of Israel spoke and understood. The language we speak and understand is English.

English is written or read starting at the left edge of a page, moving to the right. Hebrew is written or read starting at the right edge of a page, moving to the left.

Hebrew books open the opposite way from English books, as if you were opening the book from the back first.

The model you are making is sort of like a Hebrew book. Hebrew words are written on the “front” cover (we would think it was the back cover on English books). You will glue Hebrew words on the inside of the book.

- a) Start with the paper with the tablets drawn on it (page 4). Cut out the tablets along the dark lines. Color in the Hebrew letters on the “front” cover.
- b) Next, color the Hebrew letters on the other large piece of paper (page 5).
- c) Cut out the Commandments that you have colored in order, one at a time, starting with the 1st Commandments (all the Commandments are numbered), and glue each Commandment on the inside on the correct tablet. *(Next to each Commandment it tells you on which tablet, and where on the tablet, to glue it.)*
- d) Your finished “tables of stone” can be displayed standing up because of the centerfold. It would make a nice background for your copy of the Word or worship area.

3. Learn the Ten Commandments in Hebrew.

On pages 6 and 7 you will find the commandments in Hebrew writing, with the Hebrew pronunciation and the English translation.

Use these pages, and the enclosed tape recording, to help you learn to say the **Ten Commandments in Hebrew**. *It will take effort and hard work! See if you can do it!*

The Ten Commandments

And God spoke all these words, saying,

I am the Lord your God, who brought you out of the land of Egypt, out of the house of bondage.

You shall have no other gods before Me. You shall not make for yourself a carved image – any likeness of anything that is in heaven above, or that is in the earth beneath, or that is in the water under earth; you shall not bow down to them nor serve them. For I, the Lord your God, am a jealous God, visiting the iniquity of the fathers upon the children to the third and fourth generations of those who hate Me, but showing mercy to thousands, to those who love Me and keep My commandments.

You shall not take the name of the Lord your God in vain, for the Lord will not hold him guiltless who takes His name in vain.

Remember the Sabbath day to keep it holy. Six days you shall labor and do all your work, but the seventh day is the Sabbath of the Lord your God. In it you shall do no work: you, nor your son, nor your daughter, nor your male servant, nor your female servant, nor your cattle, nor your stranger who is within your gates. For in six days the Lord made the heavens and the earth, the sea, and all that is in them, and rested the seventh day. Therefore the Lord blessed the Sabbath day and hallowed it.

Honor your father and your mother, that your days may be long upon the land which the Lord your God is giving you.

You shall not murder.

You shall not commit adultery.

You shall not steal.

You shall not bear false witness against your neighbor.


You shall not covet your neighbor's house. Y

You shall not covet your neighbor's wife, nor his male servant, nor his female servant, nor his ox, nor his donkey, nor anything that is your neighbor's.

וַיִּתְּבַר אֱלֹהִים

אֶת כְּבוֹדוֹ וְאֶת
הַדְּבָרִים הָאֵלֶּה

לְעַמּוּל :



וְכָבֵד יְהוָה אֱלֹהֵינוּ

לְמַלְאֵת יְהוָה לְדַלְתֵינוּ אֲחֵרִים עַל-עַלְמֵינוּ

1 TOP RIGHT

לְמַלְאֵת תְּשַׁמַּח אֶת-עַמּוֹת יְהוָה אֱלֹהֵינוּ לְשִׁמְחָה

2 CENTER RIGHT

וְנִבְרָאתָ יוֹם הַשַּׁבָּת לְקַדְשׁוֹ:

3 BOTTOM RIGHT

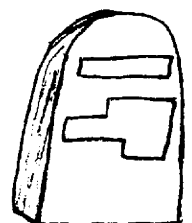

כָּבֵד אֶת-מַבְרָךְ

4 ACROSS BOTTOM R & L

וְאֶת-מַעֲרָךְ

FINISHED PROJECT OPEN

COVER



תַּבְּעֵהוּ:

לֵאלֹהִים 6 TOP RIGHT

תַּרְצֵהוּ:

לֵאלֹהִים 5 LEFT TOP CENTER

תַּגְּבֵהוּ:

לֵאלֹהִים 7 TOP LEFT

עַרְשֵׁי:

בְּרֵעֵה

תַּעֲנֵה

לֵאלֹהִים 8 CENTER LEFT

רַעֲה

בֵּית

תַּחֲמֵר

לֵאלֹהִים 9, 10 BOTTOM LEFT

לְרַעֲה:

אֶת־פַּעַר

וְכֹל

תַּחֲמֵר

לֵאלֹהִים -