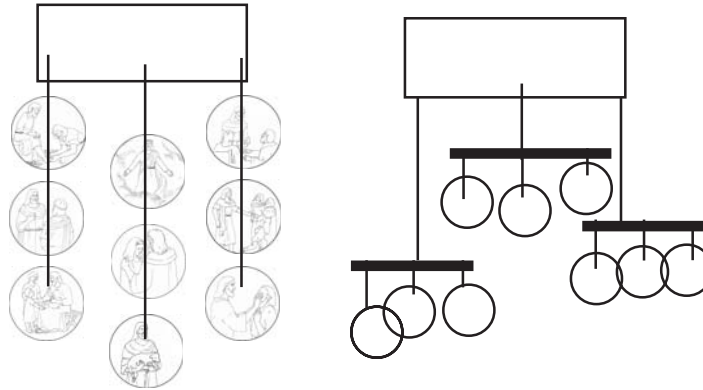


The Lord God Jesus Christ Mobile Project

Supplies:

tape
string, thread or ribbon
coloring markers or pencils
scissors
drinking straws (optional)
Word or Bible for reference (optional)



Directions:

- 1) If possible, print or photocopy this project onto heavy paper, coverstock or cardstock.
- 2) Cut the heading “The Lord God Jesus Christ” from the last page along the dotted line. (If desired, the background could be lightly colored.) This will be the top of the mobile. If you wish, make another copy of this heading and place them back-to-back so that it can be read from either side.
- 3) Color the pictures of the Lord in different relationships to us and cut out the picture circles.
- 4) For a simpler version of the project glue or tape the circles to pieces of string, thread or ribbon and attach the tops of the string to the heading.
- 5) For a more complex version of the project, use the circles without pictures as well. You could use these in two ways:
 - A) think of qualities that are reflected in the role of each name of the Lord, such as gentle, wise, loving, merciful, etc., and write them on the appropriate circles. The same qualities may appear in several circles.
 - B) Choose a quote from the Word that relates to each name of the Lord and write it out on the appropriate circle. A selection of possible quotes is listed on the right hand side of this page.In either case, color the circles lightly if desired, cut them out, and tape or glue them to the back of the matching picture circles with the string or ribbon taped in between the two halves. Attach the tops of the ribbons to the heading.

QUOTATIONS


Comforter: Ps. 23:4; Is. 40:1; Is. 51:3
Counselor: Ps. 73:24; Ps. 119:24; Is. 9:6
Father: Ps. 103:13; Mal. 2:10; Luke 12:32
Healer: Ps. 103:3; Mal. 4:2; Matt. 4:24
King: Ps. 24:7; Zech. 14:9; Rev. 19:16
Provider: Ps. 65:9; Ps. 145:16; John 6:35
Servant: Matt. 20:28; Luke 22:27; John 13:5
Shepherd: Ps. 23:1; Is. 40:11; John 10:11
Teacher: Ps. 25:4; Matt. 23:8; John 13:13



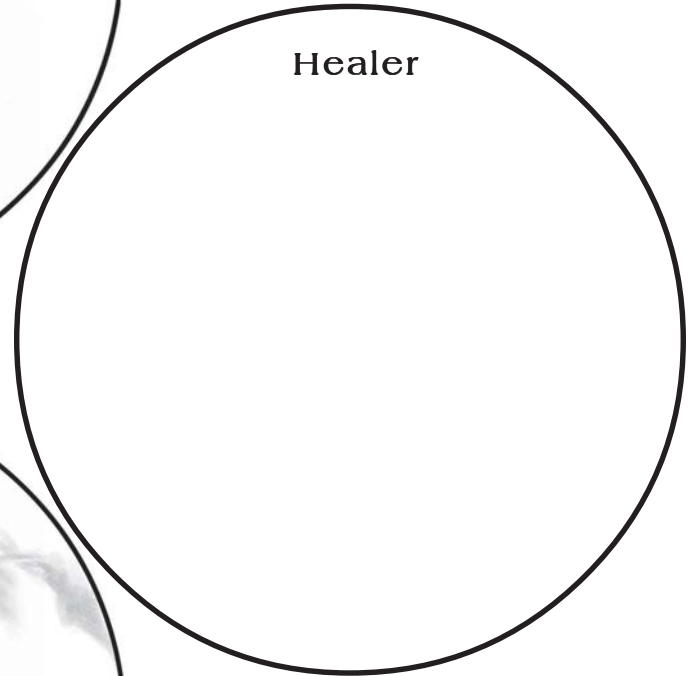
Note: An alternative way of putting together this mobile is to attach the circles to a wire clothes hanger or embroidery hoop. You could also use several drinking straws to hang the circles from.




Provider




Shepherd



Healer



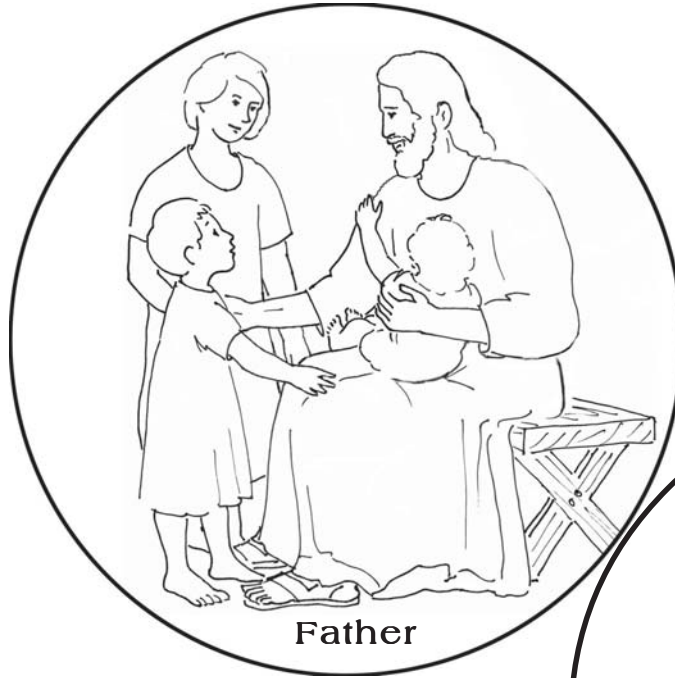
Teacher



King



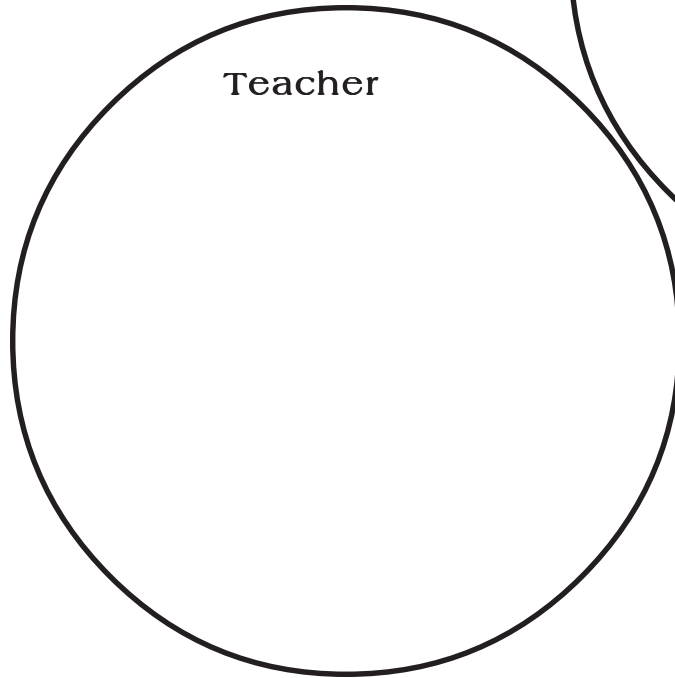
Servant



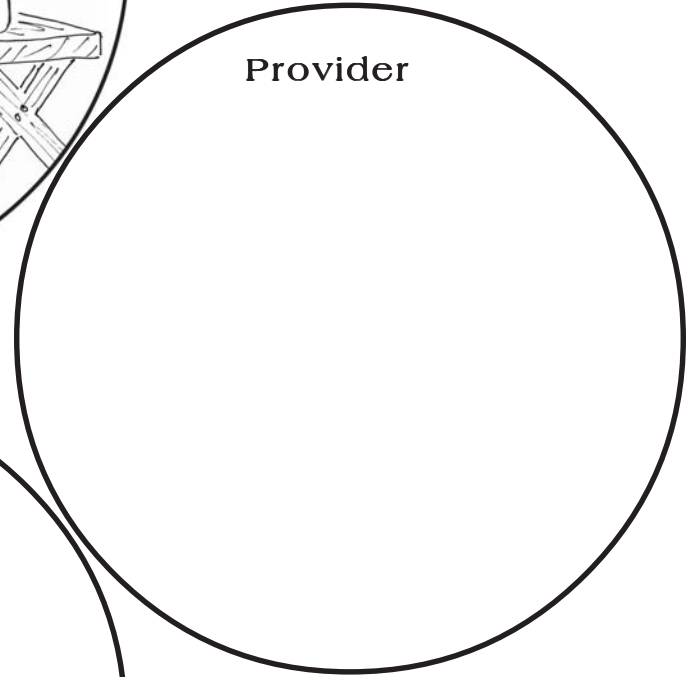
Father



Comforter



Teacher



Provider



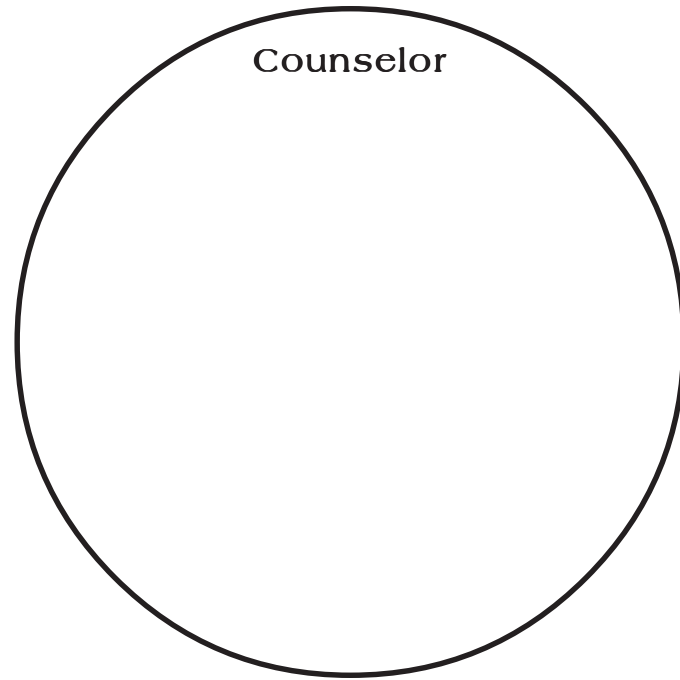
Shepherd

King

Servant

Comforter

Father



The Lord God
Jesus Christ