


The Parable of the Sower

Mark 4

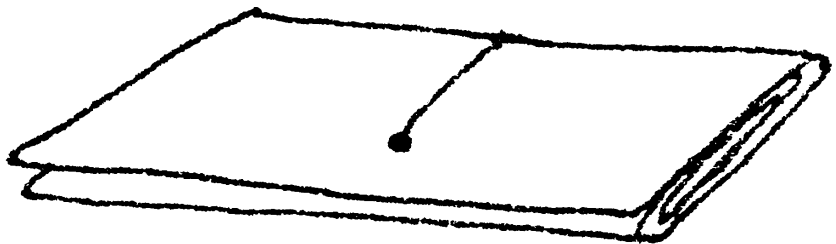
LEVEL 2 – ONE TINY SEED

(These instructions are written for the parent or teacher to read and demonstrate the first steps, leaving #6 for the child to discover after he has tried the project himself.)


1. Take a piece of plain paper (regular computer paper is fine), and roll it into a tube about 1-inch in diameter. Flatten it into a folded roll.




2. With edge of flattened roll facing you, “plant” a mustard seed (make a dot with pencil, felt marker or crayon). Make a “stem” (draw a line) from the seed--extending over the edge of the fold.



3. Turn the roll and continue the line to the next fold, drawing a line branching from the first one--both lines continuing over the edge of the fold.



4. Unfold the roll one lap, and draw three “branches” from each point at the edge of the roll.



5. Unfold the roll one more lap and add three branches from each point again. Continue to unfold and add three branches from each point each time.
6. Turn the paper over to see what a beautiful large plant can come from one seed, just as one affection, planted in our mind by the Lord, can grow in many ways to eternity.

