


Manger Scene

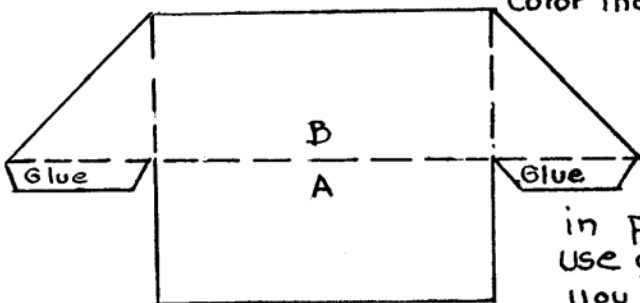



The Baby Jesus



Bend stand on Babe slightly

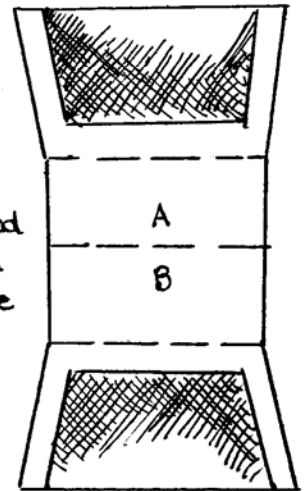
Color and cut out on heavy lines
Bend Back stands on dotted lines and Glue in stable.



Outside of Manger

Color Then cut Manger

Bend base to look like illustration. Assemble top of manger as directed and glue A to meet A and B to meet B. Glue Babe in place inside Manger and use grass, cotton or what ever you feel suits you around Babe for a bed.



Base of manger

Color wood tone and Bend so colored side is outside. Color Base of manger wood tone also.

Manger does not have to be glued in place.

THE BIRTH OF THE LORD

"And Joseph also went up... to be taxed with Mary his espoused wife, being great with child. And so it was, that, while they were there, the days were accomplished that she should be delivered. And she brought forth her firstborn Son, and wrapped Him in swaddling clothes, and laid Him in a manger..." (Luke 2: 4-7)

